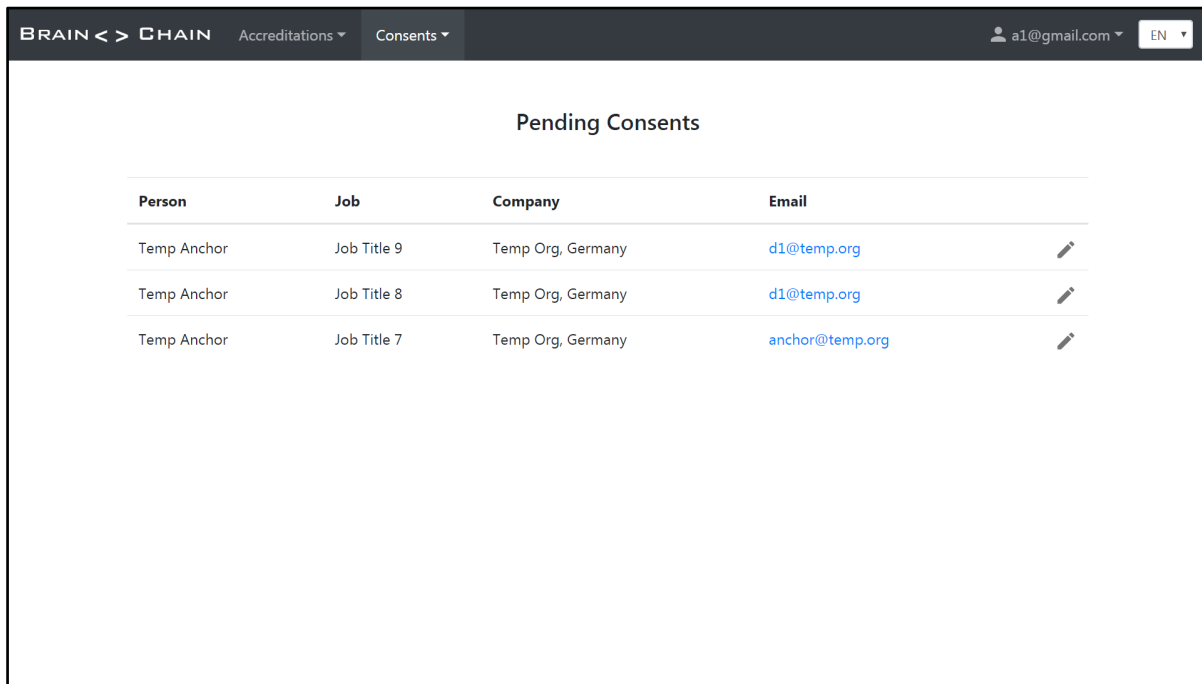


# CONSENT REQUEST MANAGEMENT BY APPLICANT

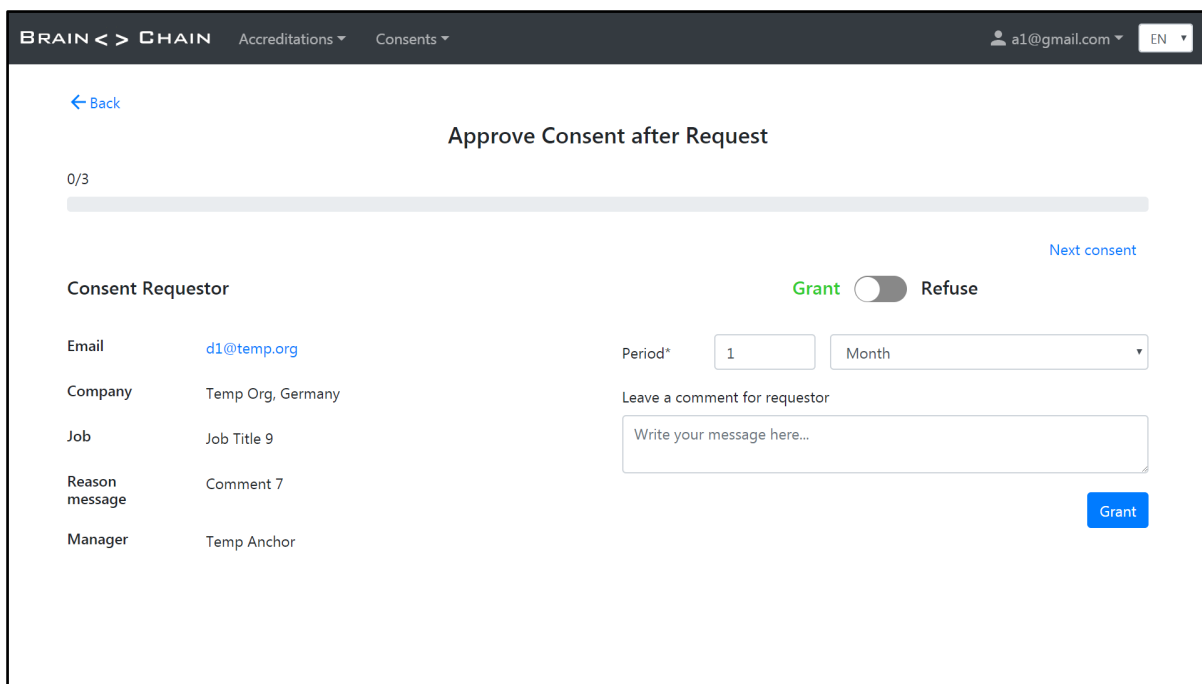
## Pending consents management

1. To open the pending *Diploma Verification Consents* list, Applicants should first click *Consents* in the top Navigation or choose the corresponding card on the landing page:



Person	Job	Company	Email	
Temp Anchor	Job Title 9	Temp Org, Germany	<a href="mailto:d1@temp.org">d1@temp.org</a>	
Temp Anchor	Job Title 8	Temp Org, Germany	<a href="mailto:d1@temp.org">d1@temp.org</a>	
Temp Anchor	Job Title 7	Temp Org, Germany	<a href="mailto:anchor@temp.org">anchor@temp.org</a>	

2. The Applicant can click on the any pending consent in the table to open its details:



[← Back](#)

### Approve Consent after Request

0/3 [Next consent](#)

Consent Requestor Grant  Refuse

Email [d1@temp.org](mailto:d1@temp.org) Period\*

Company Temp Org, Germany

Job Job Title 9

Reason message Comment 7

Manager Temp Anchor

Leave a comment for requestor



3. To *grant* the consent request, the Applicant selects the “Grant” option of the “Grant-Refuse” switch, and fills out some data fields: in these fields, the Applicant can - optionally - timebox the consent, and/or pass on feedback to the recruiter. The flush these grant decisions, click “Grant” : (cf. screen: *period* feedback is given)

The screenshot shows a web interface for 'Approve Consent after Request'. At the top, there's a navigation bar with 'BRAIN <> CHAIN', 'Accreditations', 'Consents', and a user profile 'a1@gmail.com'. A progress bar shows '0/3' steps. The form is titled 'Approve Consent after Request'. On the left, there's a 'Consent Requestor' section with fields for Email (d1@temp.org), Company (Temp Org, Germany), Job (Job Title 9), Reason message (Comment 7), and Manager (Temp Anchor). On the right, there's a 'Grant' toggle switch which is turned on. Below it, there's a 'Period\*' field with '5' and a dropdown menu set to 'Week'. A tooltip above the dropdown says 'Your consent will expire on April 9, 2019'. There's also a text area for 'Leave a comment for requestor' with the placeholder 'Message'. A blue 'Grant' button is at the bottom right.

Consent is then immediately granted and as such marked in the consent requests list available to the BO (Business Owner) and HM (HR Manager). The next request in the pending requests list subsequently automatically opens.

4. To *reject* the consent request, the Applicant selects the “Refuse” option of the “Grant-Refuse” switch, fills out the desired fields and clicks “Refuse” :

The screenshot shows the same web interface as above, but now the 'Grant' toggle switch is turned off and 'Refuse' is selected. The progress bar shows '1/3' steps. The 'Reason' dropdown menu is set to 'I am not interested to work for this company'. The text area for 'Leave a comment for requestor' contains the text 'I am not interested in such kind of job'. A blue 'Refuse' button is at the bottom right.



Consent is immediately rejected and marked as such in the consent requests list available to the BO & the HM. Also in this case, the next request automatically opens.

Even if consent requests can be skipped (= "no decision is taken now") by clicking the "Next consent" link which redirects the Applicant to the next request, or the list of all still open pending consent requests if all requests are processed.

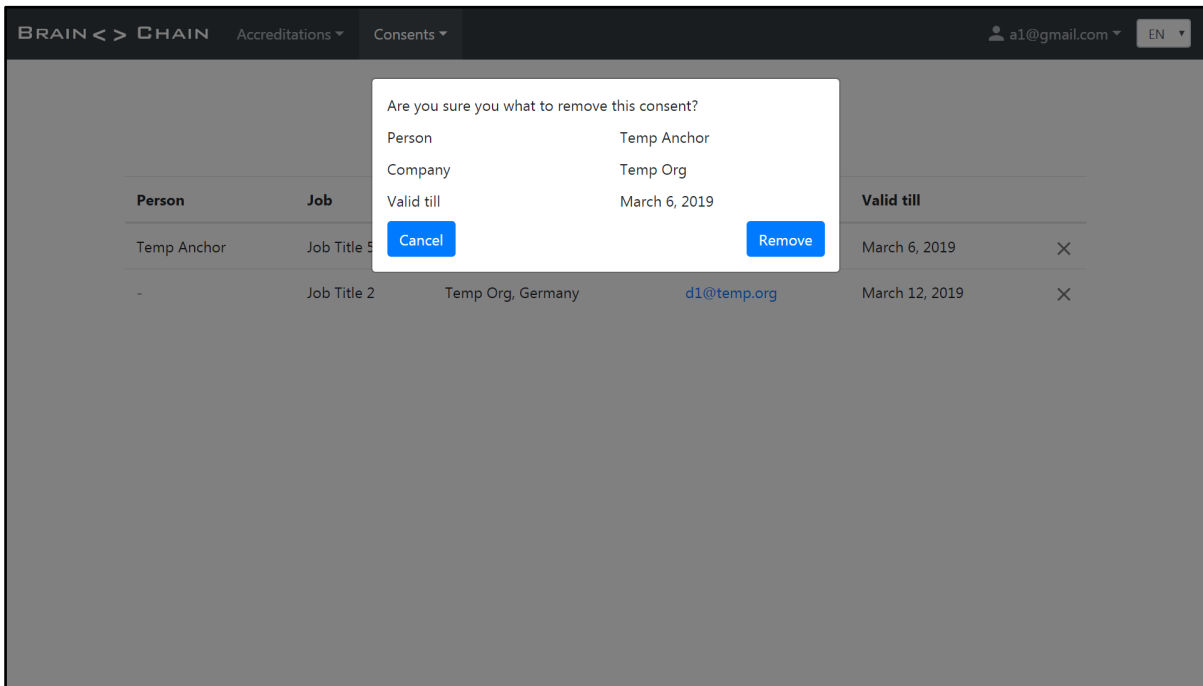
## Active consents management

1. To open *active* consents (= consent requests previously granted that are still valid), the Applicant clicks on the corresponding link in the top Navigation bar or on the corresponding card on the landing page:

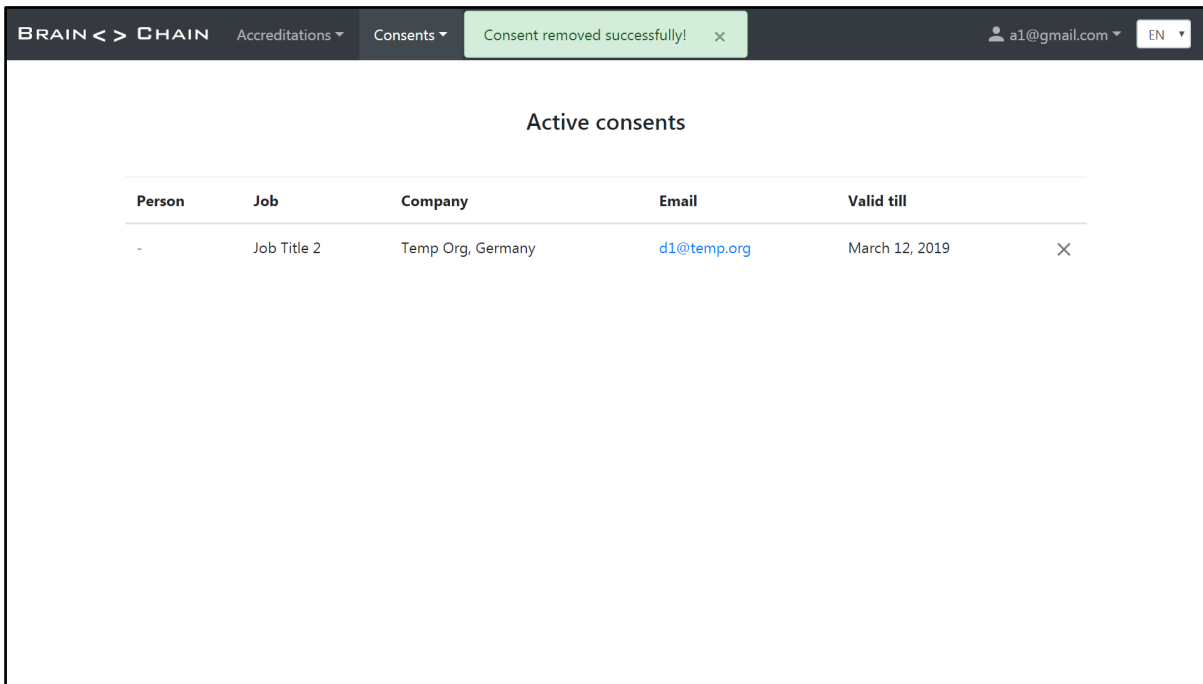
Person	Job	Company	Email	Valid till	
Temp Anchor	Job Title 5	Temp Org, Germany	-	March 6, 2019	X
-	Job Title 2	Temp Org, Germany	<a href="mailto:d1@temp.org">d1@temp.org</a>	March 12, 2019	X

2. To revoke a previously granted consent, it suffices the Applicant hits the "X" in the corresponding row.

This opens a modal dialog requesting confirmation:



3. Hitting " **Remove** " will immediately remove the consent from the list of active consents.



To BO & HM, this consent will henceforth be marked as "Revoked" in their consent request list.